

**Prevista Dry**

**Submittal Package**



# Table of contents

1	Product group description_____	3
2	Certificates_____	4
3	Z dimensions_____	6
3.1	Model number directory_____	8
3.2	Article number directory_____	9
4	Legal notices_____	10
5	Imprint_____	11

## Product group description

Pre-wall installation system for dry construction (lightweight construction wall). Barrier-free and handicapped accessible mounting is possible. Ready-to-install pre-wall elements for half height and room height pre-wall constructions, as well as free-standing constructions. Fixing in steel and timber stud frames, directly onto the wall with 2 fixing points or with mounting rails. Floor supports suitable for C-profiles 50 mm and 75 mm. sound decoupled fixtures to fit all Viega wall plates. Elements can be integrated into Prevista Dry Plus rail system.

### **Pre-wall elements for:**

WC, bidet, washbasin, urinal, fitting holder

Continuously adjustable construction depth from 120–200 mm

### **Note**

Use of the system for areas of application and media other than those described must be agreed in consultation with Viega! Load: WC and bidet 400 kg, washbasin and urinal 150 kg, support handles and hand grips 100 kg! Fulfils the general requirements for fire safety and sound protection. Detailed information on fire safety and sound protection can be obtained from the Viega website or from your contact at Viega.

### **PG\_Prevista Dry Plus configurator**

Web application for quick and easy dimensioning and material quantity calculation for the pre-wall system Prevista Dry Plus.

### **Flush plate configurator**








Web application for simple, quick calculation and visualisation of the appropriate flush plate for the bathroom design.

### **Subject to change without prior notice!**

Latest Z- and installation dimensions as well as further technical information can be found on the Viega website and have to be checked before purchase, planning, construction work and use. Our products are continuously optimised.

This product description contains important information on choice of product and system, mounting, commissioning as well as intended use and, if required, on maintenance measures. This information on products, their features and application techniques is based on currently valid standards in Europe (e.g. EN) and/or in Germany (e.g. DIN/DVGW). Some passages in the text may refer to technical regulations in Europe/Germany. These should be considered as recommendations for other countries where no corresponding national requirements exist. The relevant national laws, standards, regulations, directives and other technical provisions take priority over the German/European directives specified in this product description: The information herein is not binding for other countries and regions and should be understood as recommendation.

## Certificates

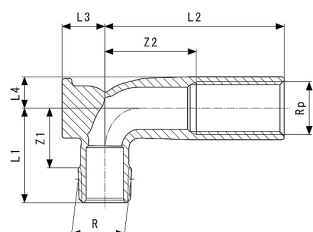
BELGAQUA	<b>BELGAQUA Certificate</b> Prevista WC concealed cistern
	<b>CSTB Certificate NF</b> Inlet valve and flushing mechanism Prevista
IBS	<b>IBS Classification Report</b> Prevista Fire Protection Set EI90
IBS	<b>IBS expert opinion</b> Prevista Fire Protection Set EI90
	<b>IKRAM Product Certificate of Conformity</b> Prevista Dry WC, flushing cisterns
	<b>ITB National Technical Assessment</b> Prevista
	<b>KIWA Product certificate</b> Flushing Cisterns Model Viega Prevista 3H, Prevista 3 L
	<b>KIWA Product Certificate</b> Float operated valve
VDMA	<b>WELL Water Efficiency Label Home</b> Prevista cistern
VDMA	<b>WELL Water Efficiency Label Public</b> Prevista concealed cistern
	<b>WRAS Certificate</b> Compact type float operated valve
	<b>WRAS Certificate</b> Concealed WC cistern



**WRAS Certificate**

Concealed WC cistern

## Z dimensions



### Wall plate for Prevista

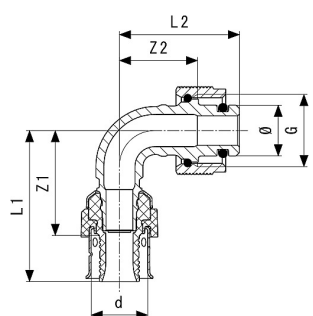
- for Prevista pre-wall system, Prevista plug-in seat screw fitting
- silicon bronze
- Rp-thread, G-thread
- cuttable

#### Note

Only suitable for adapters with Prevista plug-in seat!

#### Model 8055.2

Article	Z1 [mm]	Z2 [mm]	L1 [mm]	L2 [mm]	L3 [mm]	L4 [mm]
785 178	24	37	38	72	17	12



### Viega Smartpress Adapter elbow 90° with SC-Contur

- for Prevista pre-wall system
- in combination with Wall plate for Prevista model 8055.2
- gunmetal
- press connection, Prevista plug-in seat

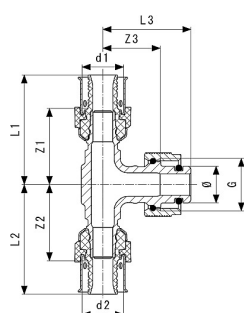
#### Note

Only for Prevista pre-wall elements and wall plate!

#### Model 6716.8

Article	Ø [mm]	L2 [mm]	L1 [mm]	Z2 [mm]	Z1 [mm]
776 992	15	35	44	23	30

Ø = diameter



### Viega Smartpress Adapter T-piece with SC-Contur

- for Prevista pre-wall system
- gunmetal
- press connection, Prevista plug-in seat

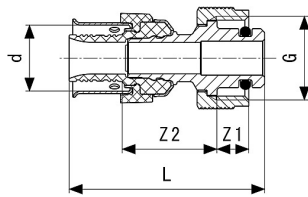
#### Note

Only for Prevista pre-wall elements and wall plate!

#### Model 6718.8

Article	Ø [mm]	Z1 [mm]	Z2 [mm]	Z3 [mm]	L2 [mm]	L1 [mm]	L3 [mm]
777 012	15	27	27	24	41	41	36
777 005	15	30	30	23	44	44	35

Ø = diameter



### Viega Smartpress Adapter with SC-Contur

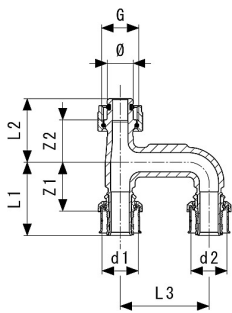
- for Prevista pre-wall system
- gunmetal
- press connection, Prevista plug-in seat

#### Note

Only for Prevista pre-wall elements and wall plate!

#### Model 6711.8

Article	Z1 [mm]	Z2 [mm]	L [mm]
776 985	8	24	49



### Viega Smartpress Extension piece with SC-Contur

- for Prevista pre-wall system
- in combination with Wall plate for Prevista model 8055.2
- gunmetal
- press connection, Prevista plug-in seat

#### Note

Only for Prevista pre-wall elements and wall plate!

#### Model 6725.78

Article	d1	d2	G	Z1 [mm]	Z2 [mm]	L1 [mm]	L2 [mm]	L3 [mm]	Ø [mm]
796 754	16	16	½	32	23	45	35	50	15
796 761	20	20	½	28	24	42	36	50	15
796 778	25	25	½	31	25	49	37	50	15

Ø = diameter

## Model number directory

Model	Page No.
6711.8	7
6716.8	6
6718.8	6
6725.78	7
8055.2	6

## Article number directory

Article	Page No.
776 985	7
776 992	6
777 005	6
777 012	6
785 178	6
796 754	7
796 761	7
796 778	7

## Legal notices

The liability period for our products within the scope of our liability insurance covers a period of 5 years from date of installation and ends at the latest 10 years after delivery by Viega.

Within this period, we are liable for design defect, faulty material, manufacturing defect and failure to instruct for which we are responsible. The validity of the warranty is subject to correct handling of the products in accordance with our current assembly instructions and technical documentation as well as adherence to the recognized standards of technology. The warranty does not apply in cases of incorrect and non-professional installation.

The Viega system tools such as press tools, press jaws, press rings, Steptec punches, pipe cutters, calibrating tools etc. are subject to a two-year warranty period from date of purchase at the wholesaler.

# Imprint

**Viega GmbH & Co. KG**

Viega Platz 1

57439 Attendorn

Germany

Phone: +49/2722/61-0

Fax: +49/2722/61-1566

The Viega GmbH & Co. KG is represented by the general partners: Viega Management B.V. (Managing directors: Michael Klenz, Sebastian Lelgemann) and Viega Management GmbH (Managing directors: Michael Klenz, Sebastian Lelgemann)

The Submittal Package contains non-binding information that is being provided to you. All contents in the Submittal Package have been compiled with the greatest possible care and attention. Despite this, we are unable to guarantee that the information is up to date, accurate and complete. Placing an order does not automatically render the Submittal Package part of the contract.