

Sanpress Inox

Submittal Package



table of contents

1	Product group description	3
2	Permitted pipes	5
3	Certificates	6
4	Z dimensions	10
5	Imprint	36

Product group description

Flow-optimised press connector system with press connectors made of stainless steel 1.4401 and pipes from stainless steel 1.4401 and 1.4521. Press connectors for protecting the sealing element equipped with cylindrical pipe guide. Press connectors from d64.0 with stainless steel cutting ring to ensure the mechanical strength of the connection. For protection pipes are equipped with pipe plugs. The pressing force is located before and behind the sealing element seat. Suitable for concealed and pre-wall installations of riser pipes and floor installations.

Marking

Manufacturer, pipe dimension, batch, green dot on press end, yellow pipe plug for 1.4401, green pipe plug for 1.4521, detachable orange label as press indicator from d64.0

Press connector with SC-Contur

Inadvertently unpressed connections become visibly leaky when the system is filled.

Viega guarantees the detection of unpressed connections in the following pressure ranges:

Min. water pressure: 0.1 MPa / 100 kPa / 1 bar / 14.5 PSI

Max. water pressure: 0.65 MPa / 650 kPa / 6.5 bar / 94.3 PSI

Min. air pressure: 22 hPa / 2.2 kPa / 22 mbar / 0.3 PSI

Max. air pressure: 0.3 MPa / 300 kPa / 3 bar / 43.5 PSI

Sealing elements

EPDM (ethylene propylene diene rubber), black, pre-assembled

Notice

The sealing materials of the press connector system are subject to thermal ageing, which depends on the media temperature and the operating time.

The higher the media temperature, the faster the thermal ageing of the sealing material progresses.

In the case of special operating conditions, e.g. industrial heat recovery systems, it is necessary to compare the specifications of the appliance manufacturer with the specifications of the press connector system.

Before using the press connector system beyond the areas of application described or if in doubt about the correct selection of material, please contact Viega.

Dimensions

d15–108.0

Tools

The functional safety of Viega press connector systems depends primarily on the faultless condition of the press tools used. Viega recommends the use of Viega press tools for pressing Viega press connectors. Viega press tools have to be regularly maintained by authorised service partners.

Areas of application

Potable water

Heating/radiator connection

Rainwater

Compressed air systems

Agriculture

Industrial applications

Note

The press connector system Sanpress Inox is suitable for the creation of potable water installations according to DIN 1988-200 and EN 806-2 in consideration of the selection of material in accordance with DIN EN 12502-1 and according to the evaluation basis for metallic materials in contact with potable water of the Umweltbundesamt (UBA) (German Federal Environment Agency). When used for other areas of use and when in doubt about the right selection of material, please contact Viega. The system components should be protected against high concentrations of chloride generated by both the medium and by external factors. Detailed information about applications, restrictions and national standards and directives can be found in the product information, either printed or on the Viega website.

Note – Standards and approvals

Press connector system with press connectors and pipes in accordance with DIN EN 10088, DIN EN 10312, DVGW Worksheet GW 541 and W 534.

Pipe approval for 1.4521 (d12–108.0) according to DW-7301BS0375.

Pipe approval for 1.4401 (d12–108.0) according to DV -7301BS0411.

System approval for 1.4401 (d15–108.0) in accordance with DW-8501BL0551.

System approval for 1.4521 (d15–108.0) in accordance with DW-8501BS0376.

For use in heating systems, observe VDI Regulation 2035 and DIN EN 12828.

Special applications

Shipbuilding

Fire extinguishing systems

Operating conditions

The press connector system Sanpress Inox can be used with the following operating parameters:

Potable water installation according to DIN 1988-200 / DIN EN 806-2

Operating temperature max. 80 °C / 176 °F

Temperature max. 95°C over a period of 60 min.

Heating systems in accordance with DIN EN 12828

Operating temperature max. 105 °C / 221 °F

The press connector system Sanpress Inox is designed for nominal pressure PN 16.

Press connector material

Stainless steel 1.4401

Subject to change without prior notice!









Latest Z- and installation dimensions as well as further technical information can be found on the Viega website and have to be checked before purchase, planning, construction work and use. Our products are continuously optimised.









This product description contains important information on choice of product and system, mounting, commissioning as well as intended use and, if required, on maintenance measures. This information on products, their features and application techniques is based on currently valid standards in Europe (e.g. EN) and/or in Germany (e.g. DIN/DVGW). Some passages in the text may refer to technical regulations in Europe/Germany. These should be considered as recommendations for other countries where no corresponding national requirements exist. The relevant national laws, standards, regulations, directives and other technical provisions take priority over the German/European directives specified in this product description: The information herein is not binding for other countries and regions and should be understood as recommendation.










Permitted pipes







pipe material	Model	Article	external Ø	wall thickness
stainless steel 1.4521	2205	615 987	12	1.0
stainless steel 1.4521	2205	615 994	15	1.0
stainless steel 1.4521	2205	616 007	18	1.0
stainless steel 1.4521	2205	616 014	22	1.2
stainless steel 1.4521	2205	616 021	28	1.2
stainless steel 1.4521	2205	616 038	35	1.5
stainless steel 1.4521	2205	616 045	42	1.5
stainless steel 1.4521	2205	616 557	54	1.5
stainless steel 1.4401	2203	297 824	12	1.0
stainless steel 1.4401	2203	102 036	15	1.0
stainless steel 1.4401	2203	289 034	18	1.0
stainless steel 1.4401	2203	102 708	22	1.2
stainless steel 1.4401	2203	104 924	28	1.2
stainless steel 1.4401	2203	108 588	35	1.5
stainless steel 1.4401	2203	113 001	42	1.5
stainless steel 1.4401	2203	193 676	54	1.5
stainless steel 1.4401	2203XL	578 626	64.0	2.0
stainless steel 1.4401	2203XL	354 862	76.1	2.0
stainless steel 1.4401	2203XL	354 855	88.9	2.0
stainless steel 1.4401	2203XL	354 848	108.0	2.0
stainless steel 1.4521	2205XL	616 564	64.0	2.0
stainless steel 1.4521	2205XL	616 571	76.1	2.0
stainless steel 1.4521	2205XL	616 588	88.9	2.0
stainless steel 1.4521	2205XL	616 595	108.0	2.0

Certificates

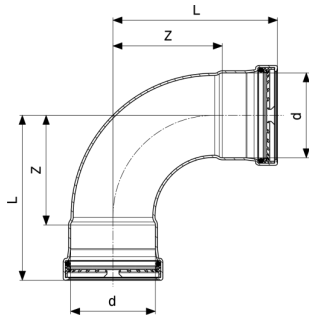
Dubai	Dubai Central Laboratory Department Attestation of Conformity Sanpress Inox fittings
	ÖVGW certificate Sanpress Inox (d 15 - 108)
	ÜA sign Raxinox pipes
	ÜA sign Sanpress Inox fittings, Raxinox fittings
	SAI Watermark Certificate of Conformity - Level 1 Propress Water, Sanpress and Sanpress Inox
	SAI Watermark Certificate of Conformity 316 Inox Tube
	SAI Certificate of Conformity 372:2020
	BCCA Certificate ATG Profipress, Sanpress, Sanpress Inox
	CCS Certificate of Type Approval Sanpress Inox, Seapress, Profipress
SZU	SZU Certificate Sanpress Inox, Sanpress Inox LF
SZU	SZU Buildig Technical Certificate. Sanpress Inox, Sanpress Inox LF
AMTEC	AMTEC Certificate Profipress, Sanpress, Sanpress Inox, Prestabo, Megapress, Profipress G, Sanpress Inox G, Megapress G

DEKRA	<p>examination certificate Rohrleitungssystem SP Inox / Inox XL</p>
	<p>DVGW type examination certificate Sanpress-pipe 1.4521 (d 12 - 108)</p>
	<p>DVGW type examination certificate Sanpress Inox with pipe 1.4401 (d 15 - 108)</p>
	<p>DVGW type examination certificate Sanpress Inox with pipe 1.4521 (d 15 - 108)</p>
	<p>DVGW type examination certificate Sanpress pipe 1.4401 (d 12 - 108)</p>
	<p>TÜV Association Certificate Profipress, Sanpress, Sanpress Inox, Prestabo (d 15 - 108), Temponox</p>
	<p>VdS certificate Sanpress Inox with pipe 1.4401 and 1.4521 (d 15 - 108)</p>
	<p>CSTB Certificate Sanpress Inox with pipe 1.4401 and 1.4521, (d 15-108)</p>
	<p>CSTB QB Certificate Sanpress Inox with pipe 1.4401 et 1.4521</p>
Eurofins	<p>Eurofins Certificate of sanitary conformity Sanpress Inox</p>
BSI	<p>BSI Kitemark Certificate Sanpress Inox, Sanpress Inox G</p>

	<p>Lloyd's Register Type Approval Certificate Sanpress Inox, ProPress 304 FKM, ProPress 316</p>
<p>EMI</p>	<p>EMI certificate Profipress, Sanpress, Easytop, Sanpress Inox, Pexfit Pro Fosta, Smartpress, gunmetal threaded fittings</p>
<p>EMI</p>	<p>EMI Certificate of Constancy of Performance Sanpress Inox</p>
	<p>IAPMO UPC-I Certificate of Listing Sanpress Inox</p>
	<p>IAPMO UMC- I Certificate of Listing Sanpress Inox</p>
	<p>IRS Type Approval Certificate Seapress, Sanpress, Sanpress Inox, Profipress</p>
	<p>ICIM Hygiene certificate Profipress, Profipress XL, Sanpress Inox, Sanpress Inox XL, Sanpress, Sanpress XL, Sanfix Fosta, Raxofix, Smartpress, gunmetal threaded fittings, soldered fittings</p>
	<p>RINA Type Approval Certificate Sanpress Inox / Sanpress Inox XL</p>
	<p>Class NK Type Approval Certificate Seapress, Seapress XL, Profipress and Sanpress Inox</p>
	<p>KIWA Product certificate Sanpress Inox fittings</p>
	<p>KIWA Product certificate PE-Xc Smartloop pipe</p>
<p>SINTEF</p>	<p>SINTEF Certificate Sanpress Inox med rustfrie stalror 1.4401 og 1.4521 (d 15-108)</p>

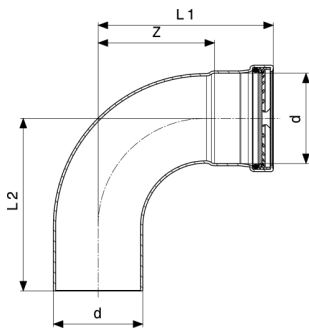
SINTEF	SINTEF Certificate Smartloop
	ITB National Technical Assessment Sanpress Inox, Sanpress Inox XL, Sanpress, Sanpress XL
	ITB National Technical Assessment Sanpress Inox
	ITB Certificate of Constancy of Performance Sanpress Inox
EITS	EITS Technical Approval Sanpress, Sanpress Inox
	RM Type Approval Certificate Sanpress Inox and Sanpress Inox XL
	RISE Certificate Smartloop
IZV	IZV Certificate Sanpress Inox, Sanpress Inox XL
UKRCERTIFICATION	LLC UKRCertification Certificate of conformity Sanpress, Sanpress Inox
	ABS Approval Certificate Viega Imperial CTS system ProPress 316, ProPress 304 FKM and Viega Metric CTS system Sanpress Inox and Sanpress Inox XL

Z dimensions



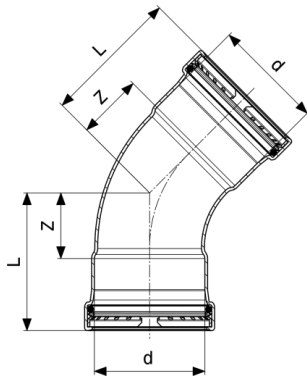
Sanpress Inox XL Elbow 90°
- non-corroding steel
Model 2316XL

Article	d	Z	L
577 988	64	84	127
482 596	76.1	99	149
482 602	88.9	115	165
482 619	108	138	198



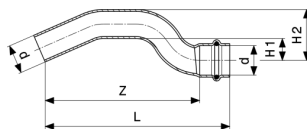
Sanpress Inox XL Elbow 90°
- non-corroding steel
Model 2316.1XL

Article	d	Z	L1	L2
577 995	64	84	127	126
482 626	76.1	99	149	147
482 633	88.9	115	165	162
482 640	108	138	198	195



Sanpress Inox XL Elbow 45°
- non-corroding steel
Model 2326XL

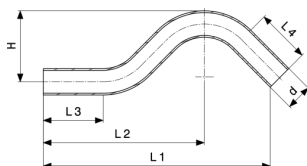
Article	d	Z	L
578 008	64	39	82
482 657	76.1	46	96
482 664	88.9	52	102
482 671	108	61	121



Sanpress Inox Crossover
- non-corroding steel
Model 2327

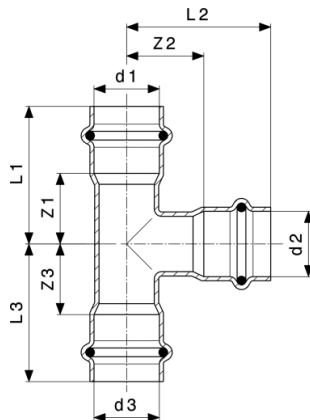
Article	VdS	d	Z	L	H1	H2
452 926		15	97	119	13	28
452 933		18	103	125	13	31
452 940	✓	22	123	146	15	37

VdS = VdS certification



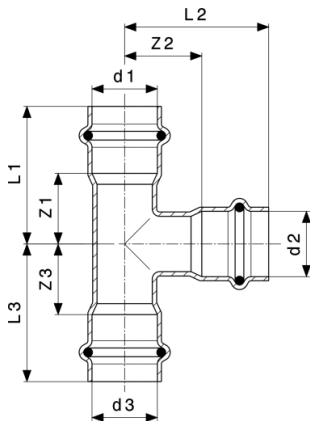
Sanpress Crossover
- non-corroding steel
Model 2209.3

Article	d	L1	L2	L3	L4	H
193 324	15	148	104	39	39	48
289 010	18	169	118	45	45	52
193 331	22	190	135	50	45	59
193 294	28	195	138	60	50	67



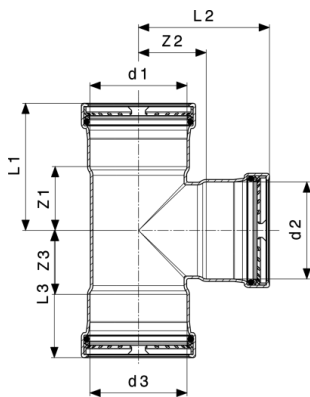
Sanpress Inox T-piece
- non-corroding steel
Model 2318

Article	d1	d2	d3	Z1	Z2	Z3	L1	L2	L3
435 851	15	15	15	19	22	19	41	44	41
452 469	18	15	15	32	22	19	54	44	41
435 929	18	15	18	21	23	21	43	45	43
435 868	18	18	18	21	23	21	43	45	43
435 936	22	15	22	22	25	22	45	47	45
435 943	22	18	22	22	25	22	45	47	45
435 875	22	22	22	24	27	24	47	50	47
435 950	28	15	28	21	29	21	45	51	45
435 967	28	18	28	21	29	21	45	51	45
452 506	28	22	22	23	31	41	47	54	64
435 974	28	22	28	23	31	23	47	54	47
435 882	28	28	28	28	29	28	52	53	52
435 981	35	15	35	19	33	19	45	55	45
435 998	35	18	35	19	33	19	45	55	45
436 001	35	22	35	21	34	21	47	57	47
436 018	35	28	35	27	33	27	53	57	53
435 899	35	35	35	27	27	27	53	53	53
436 025	42	18	42	19	36	19	55	58	55
436 032	42	22	42	19	38	19	55	61	55
436 049	42	28	42	25	37	25	61	61	61
435 837	42	35	42	25	30	25	61	56	61
435 905	42	42	42	32	32	32	68	68	68
435 844	54	22	54	18	44	18	58	67	58
436 056	54	28	54	21	43	21	61	67	61
436 063	54	35	54	25	36	25	65	62	65
436 070	54	42	54	29	38	29	69	74	69



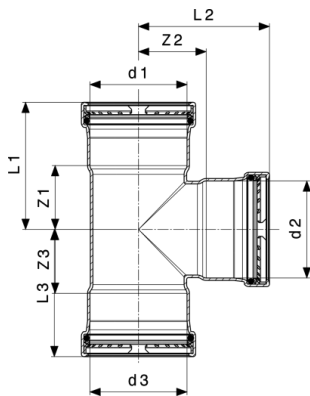
Sanpress Inox T-piece
- non-corroding steel
Model 2318

Article	d1	d2	d3	Z1	Z2	Z3	L1	L2	L3
435 912	54	54	54	39	39	39	79	79	79



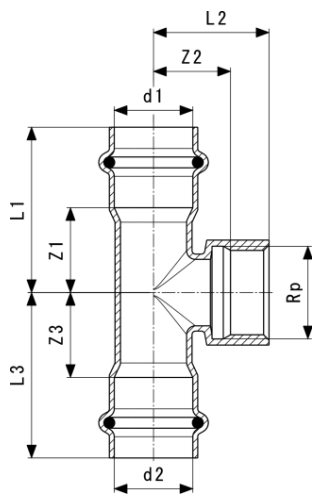
Sanpress Inox XL T-piece
- non-corroding steel
Model 2318XL

Article	d1	d2	d3	Z1	Z2	Z3	L1	L2	L3
578 077	64	22	64	25	41	25	68	64	68
578 060	64	28	64	27	41	27	70	65	70
578 053	64	35	64	32	42	32	75	68	75
578 046	64	42	64	35	44	35	78	80	78
578 039	64	54	64	41	44	41	84	84	84
578 022	64	64	64	46	48	46	89	91	89
483 005	76.1	22	76.1	24	47	24	74	70	74
483 012	76.1	28	76.1	27	47	27	77	71	77
483 029	76.1	35	76.1	30	48	30	80	74	80
483 036	76.1	42	76.1	34	50	34	84	86	84
482 725	76.1	54	76.1	40	50	40	90	91	90
593 360	76.1	64	76.1	51	55	51	101	97	101
482 718	76.1	76.1	76.1	51	54	51	101	104	101



Sanpress Inox XL T-piece
- non-corroding steel
Model 2318XL

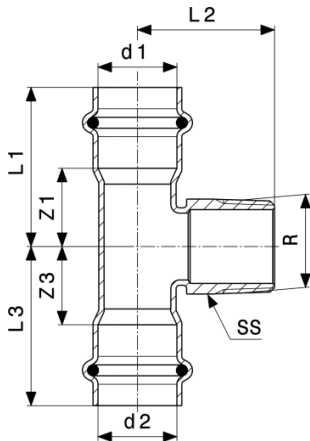
Article	d1	d2	d3	Z1	Z2	Z3	L1	L2	L3
483 043	88.9	22	88.9	24	54	24	74	77	74
483 050	88.9	28	88.9	27	54	27	77	78	77
483 067	88.9	35	88.9	30	54	30	80	81	80
483 074	88.9	42	88.9	34	56	34	84	92	84
482 749	88.9	54	88.9	40	57	40	90	97	90
593 377	88.9	64	88.9	51	61	51	101	104	101
482 756	88.9	76.1	88.9	51	60	51	101	110	101
482 732	88.9	88.9	88.9	57	61	57	107	111	107
483 081	108	22	108	24	63	24	84	86	84
483 098	108	28	108	27	63	27	87	87	87
483 104	108	35	108	30	64	30	90	90	90
483 111	108	42	108	34	66	34	94	102	94
482 770	108	54	108	40	67	40	100	107	100
593 384	108	64	108	51	70	51	111	113	111
482 787	108	76.1	108	51	71	51	111	121	111
482 794	108	88.9	108	57	70	57	117	120	117
482 763	108	108	108	67	70	67	127	130	127



Sanpress Inox T-piece
- non-corroding steel
Model 2317.2

Article	d1	Rp	d2	Z1	Z2	Z3	L1	L2	L3	SS
437 145	15	½	15	19	17	19	41	29	41	24
437 152	18	½	18	21	20	21	43	30	43	24
437 169	18	¾	18	24	21	24	46	32	46	30
437 176	22	½	22	22	22	22	45	32	45	24
437 183	22	¾	22	24	22	24	47	33	47	30
437 190	28	½	28	21	26	21	45	36	45	24
437 206	28	¾	28	23	26	23	47	37	47	30
449 506	28	1	28	28	27	28	52	40	52	36
437 213	35	½	35	19	29	19	45	40	45	24
437 220	42	½	42	19	33	19	55	43	55	24
437 237	54	½	54	18	39	18	58	49	58	24

SS = spanner size

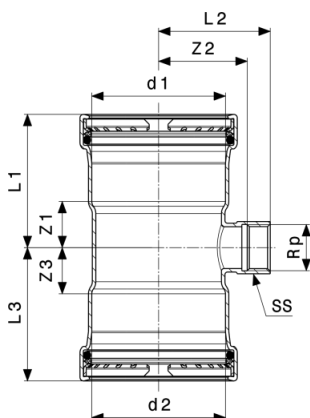


Sanpress Inox T-piece
- non-corroding steel
Model 2317.1

Article	d1	R	d2	Z1	Z3	L1	L2	L3	SS
445 973*	18	3/4	18	21	21	43	38	43	27
445 980	22	3/4	22	22	22	45	39	45	27
445 997	28	3/4	28	21	21	45	43	45	27
446 000	35	3/4	35	21	21	47	47	47	27
446 017	42	3/4	42	19	19	55	50	55	27
446 024	54	3/4	54	18	18	58	56	58	27
446 031	54	1	54	21	21	61	60	61	36

SS = spanner size

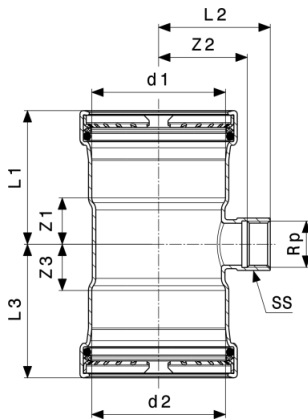
* = Discontinued, limited availability



Sanpress Inox XL T-piece
- non-corroding steel
Model 2317.2XL

Article	d1	Rp	d2	Z1	Z2	Z3	L1	L2	L3	SS
578 145	64	3/4	64	25	43	25	68	56	68	30
578 152	64	2	64	41	47	41	84	67	84	65
482 862	76.1	3/4	76.1	24	51	24	74	62	74	30
482 879	76.1	2	76.1	40	56	40	90	74	90	65

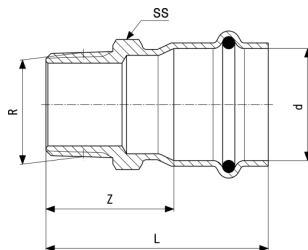
SS = spanner size



Sanpress Inox XL T-piece
- non-corroding steel
Model 2317.2XL

Article	d1	Rp	d2	Z1	Z2	Z3	L1	L2	L3	SS
482 886	88.9	¾	88.9	24	55	24	74	68	74	30
482 893	88.9	2	88.9	40	62	40	90	80	90	65
482 909	108	¾	108	24	65	24	84	78	84	30
482 916	108	2	108	40	72	40	100	90	100	65

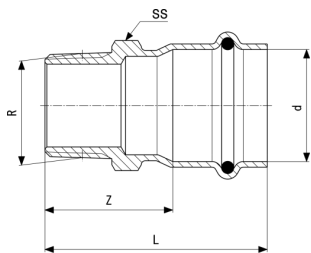
SS = spanner size



Sanpress Inox Adapter
- non-corroding steel
Model 2311

Article	d	R	Z	L	SS
436 445	15	½	31	53	22
436 452	15	¾	34	56	27
436 469	18	½	30	52	22
436 476	18	¾	33	55	27
436 483	22	½	31	54	24
436 490	22	¾	33	56	27
436 506	22	1	34	57	34
436 513	28	¾	32	57	30
436 520	28	1	33	57	34
436 537	35	1	34	60	36
436 544	35	1¼	43	69	46
436 551	42	1½	45	81	50

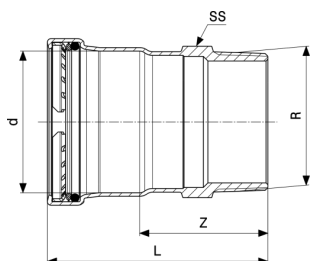
SS = spanner size



Sanpress Inox Adapter
- non-corroding steel
Model 2311

Article	d	R	Z	L	SS
436 568	54	2	59	89	62

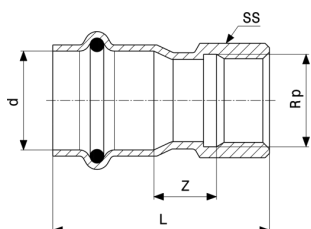
SS = spanner size



Sanpress Inox XL Adapter
- non-corroding steel
Model 2311XL

Article	d	R	Z	L	SS
619 985	64	2½	66	109	80
482 923	76.1	2½	65	115	80
483 128	88.9	3	68	118	90
482 930	108	4	74	135	114

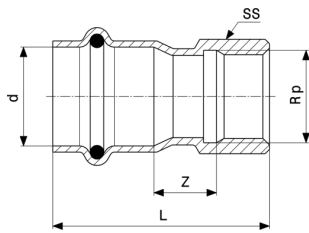
SS = spanner size



Sanpress Inox Adapter
- non-corroding steel
Model 2312

Article	d	Rp	Z	L	SS
436 575	15	½	17	49	24
436 582	15	¾	17	50	30
436 599	18	½	17	48	24
436 605	18	¾	16	49	30
436 612	22	½	16	49	24

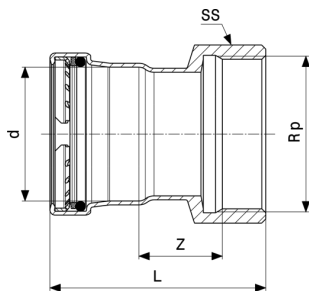
SS = spanner size



Sanpress Inox Adapter
- non-corroding steel
Model 2312

Article	d	Rp	Z	L	SS
436 629	22	¾	16	50	30
436 636	22	1	18	53	36
436 643	28	¾	16	51	30
436 650	28	1	18	54	36
436 667	35	1¼	19	60	46
436 674	42	1½	21	73	55
436 681	54	2	24	83	65

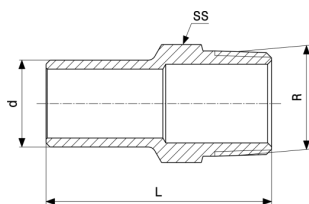
SS = spanner size



Sanpress Inox XL Adapter
- non-corroding steel
Model 2312XL

Article	d	Rp	Z	L	SS
619 954	64	2½	34	98	82
619 961	76.1	2½	34	105	82
619 978	88.9	3	29	114	100

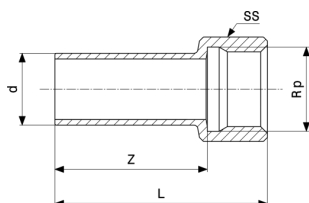
SS = spanner size



Sanpress Inox Plug-in piece
- non-corroding steel
Model 2311.1

Article	d	R	L	SS
436 704	15	½	58	22
436 711	18	½	57	22
436 728	18	¾	61	27
436 735	22	½	59	24
436 742	22	¾	61	27
436 759	28	1	65	36
436 766	35	1¼	73	46
436 773	42	1½	84	50
436 780	54	2	93	63

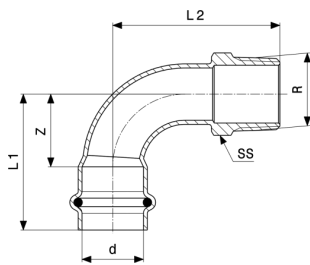
SS = spanner size



Plug-in piece
- non-corroding steel
Model 2312.1

Article	d	Rp	Z	L	SS
436 797	15	½	38	53	26
436 803	18	½	38	53	26
436 810	18	¾	38	55	33
436 827	22	½	39	54	26
436 834	22	¾	39	55	33
436 841	28	¾	40	56	33
436 858	28	1	40	59	40
436 865	35	1¼	42	64	50
436 872	42	1½	54	75	60
436 889	54	2	61	87	70

SS = spanner size



Sanpress Inox Adapter elbow 90°
- non-corroding steel
Model 2314

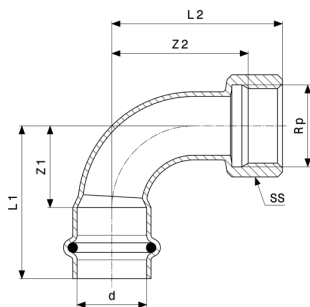
Article	d	R	Z	L1	L2	SS	Z*	L1*	L2*	SS*
436 896	15	½	16	38	44	22	26	38	41	22
436 902	18	½	18	40	46	22	30	52	43	22
436 919	18	¾	18	40	50	27	30	52	52	27
436 926	22	¾	26	49	61	27	37	60	61	27
436 933	28	1	34	58	77	36				
436 940	35	1¼	33	59	78	46	60	86	91	45
436 957	42	1½	50	87	102	50				
436 964	54	2	65	105	121	62				

SS = spanner size

Z* = previous version

L* = length of the previous version

SS* = previous version (spanner size)



Sanpress Inox Adapter elbow 90°
- non-corroding steel
Model 2314.5

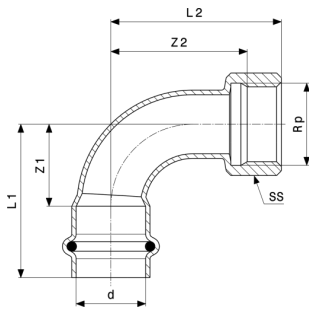
Article	d	Rp	Z1	Z2	L1	L2	SS	Z1*	Z2*	L1*
437 091	15	½	16	29	38	39	24	26	21	38
437 107	18	¾	18	33	40	44	30	30	25	52
437 114	22	¾	26	44	49	55	30	37	44	60
437 121	28	1	34	58	58	70	36			
437 138	35	1¼	33	54	59	69	46	60	64	86

SS = spanner size

Z* = Z-dimension of the previous version

L* = length of the previous version

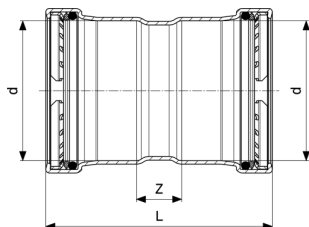
SS* = previous version (spanner size)



Sanpress Inox Adapter elbow 90°
 - non-corroding steel
Model 2314.5

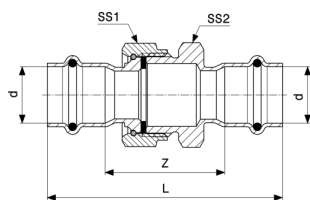
Article	d	Rp	L2*	SS*
437 091	15	½	44	24
437 107	18	¾	41	30
437 114	22	¾	55	30
437 121	28	1		
437 138	35	1¼	83	46

SS = spanner size
 Z* = Z-dimension of the previous version
 L* = length of the previous version
 SS* = previous version (spanner size)



Sanpress Inox XL Coupling
 - non-corroding steel
Model 2315XL

Article	d	Z	L
578 084	64	24	110
482 800	76.1	25	124
482 817	88.9	25	125
482 824	108	25	145

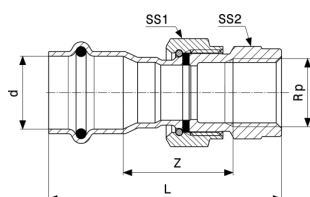


Sanpress Inox Screw fitting
- non-corroding steel
Model 2360

Article	VdS	d	Z	L	SS1	SS2
437 381		15	42	86	30	30
437 398		18	41	85	30	27
437 404	✓	22	48	94	37	36
437 411	✓	28	53	101	46	46
437 428	✓	35	58	111	53	50
437 435	✓	42	64	136	60	55
437 442	✓	54	71	152	78	70

VdS = VdS certification

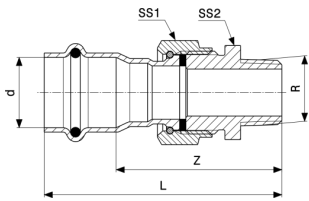
SS = spanner size



Sanpress Inox Adapter union
- non-corroding steel
Model 2362

Article	d	Rp	Z	L	SS1	SS2
437 459	15	½	29	66	30	27
437 466	15	¾	33	71	30	30
437 473	18	½	28	65	30	27
437 480	18	¾	32	71	30	30
437 497	22	½	34	72	30	27
437 503	22	¾	40	79	30	31
437 510	22	1	39	81	37	40
437 527	28	¾	46	87	37	34
437 534	28	1	47	90	37	40
437 541	35	1¼	36	83	53	50
437 558	42	1½	41	98	60	55
437 565	54	2	30	96	78	66

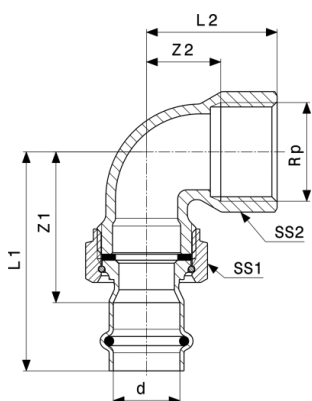
SS = spanner size



Sanpress Inox Adapter union
- non-corroding steel
Model 2365

Article	VdS	d	R	Z	L	SS1	SS2
438 258		15	1/2	46	68	30	27
438 265		15	3/4	47	69	30	27
438 272		18	1/2	45	67	30	27
438 289		18	3/4	47	69	30	27
438 296	✓	22	1/2	53	76	30	27
438 302	✓	22	3/4	54	77	30	27
438 319	✓	22	1	54	77	37	34
438 326	✓	28	3/4	60	84	37	34
438 333	✓	28	1	62	86	37	34
438 340	✓	35	1 1/4	63	89	53	50
438 357	✓	42	1 1/2	65	101	60	55
438 364	✓	54	2	78	118	78	72

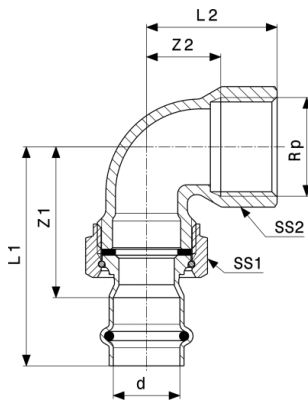
VdS = VdS certification
SS = spanner size



Sanpress Inox Adapter union 90°
- non-corroding steel
Model 2355

Article	d	Rp	Z1	Z2	L1	L2	SS1	SS2
437 299	15	1/2	41	18	63	33	30	25
437 305	18	1/2	41	18	63	33	30	25
437 312	18	3/4	44	23	66	39	36	31
437 329	22	3/4	48	23	71	39	37	31
437 336	22	1	51	25	74	44	37	38

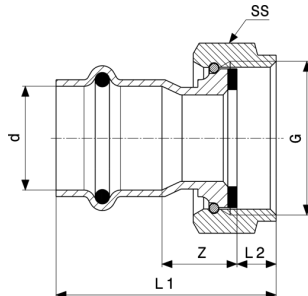
SS = spanner size



Sanpress Inox Adapter union 90°
- non-corroding steel
Model 2355

Article	d	Rp	Z1	Z2	L1	L2	SS1	SS2
437 343	28	1	57	28	81	47	46	38
437 350	35	1¼	60	35	86	57	53	46
437 367	42	1½	72	38	108	59	60	53
437 374	54	2	84	43	125	69	78	65

SS = spanner size

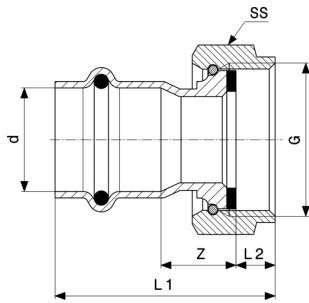


Sanpress Inox Connection screw fitting
- non-corroding steel
Model 2363

Article	VdS	d	G	Z	L1	L2	SS
437 572		15	½	21	50	7	24
437 589		15	¾	15	46	9	30
437 596		18	½	24	52	7	24
437 602		18	¾	15	45	8	30
437 619	✓	22	¾	22	54	8	30
437 626	✓	22	1	16	48	8	37
437 633	✓	28	1	24	56	8	37
437 640	✓	28	1¼	18	52	10	46
437 862	✓	35	1½	18	55	10	53
437 893	✓	42	1¾	22	69	11	60
437 923	✓	42	2	24	75	14	66

VdS = VdS certification

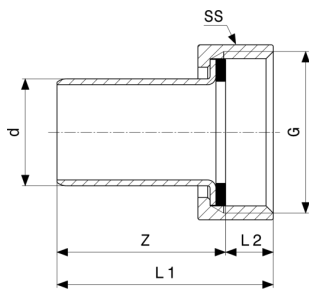
SS = spanner size



Sanpress Inox Connection screw fitting
- non-corroding steel
Model 2363

Article	VdS	d	G	Z	L1	L2	SS
437 947	✓	54	2 $\frac{3}{8}$	24	77	13	78
437 992	✓	54	2 $\frac{1}{2}$	25	81	16	84

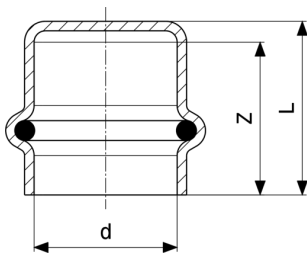
VdS = VdS certification
SS = spanner size



Sanpress Inox Connection screw fitting
- non-corroding steel
Model 2364

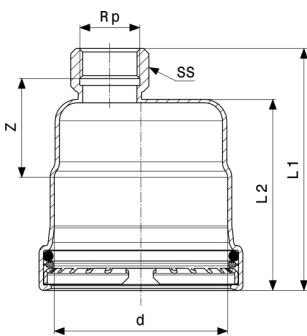
Article	d	G	Z	L1	L2	SS
438 180	15	$\frac{3}{4}$	34	43	9	29
438 197	18	$\frac{3}{4}$	34	43	9	29
438 203	22	1	35	45	10	36
438 210	28	1 $\frac{1}{4}$	36	47	11	46
438 227	35	1 $\frac{1}{2}$	39	50	12	52
438 234	42	1 $\frac{3}{4}$	64	77	13	59
438 241	54	2 $\frac{3}{8}$	62	73	11	75

SS = spanner size



Sanpress Inox Cap
- non-corroding steel
Model 2356

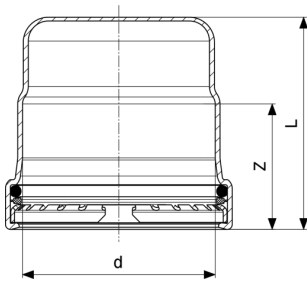
Article	d	Z	L
452 858	15	23	26
452 865	18	23	26
452 872	22	24	27
452 889	28	25	28
452 896	35	27	31
452 902	42	36	41
452 919	54	40	44



Sanpress Inox XL Cap
- non-corroding steel
Model 2356XL

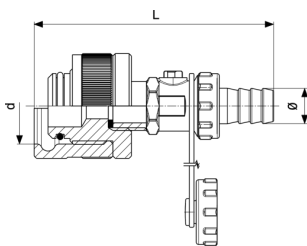
Article	d	Rp	Z	L1	L2	SS
578 183	64	¾	45	99	78	30
557 874	76.1	¾	44	105	85	30
557 898	88.9	¾	44	105	85	30
557 911	108	¾	44	115	94	30

SS = spanner size



Sanpress Inox XL Cap
- non-corroding steel
Model 2356.1XL

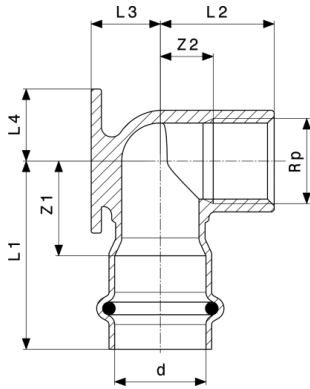
Article	d	Z	L
557 881	76.1	50	85
557 904	88.9	50	85
557 928	108	60	95



Pressure test plug
- brass
Model 2269

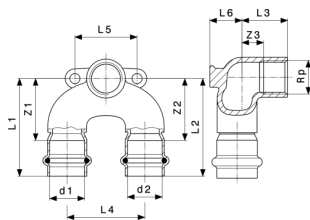
Article	d	L	Ø
290 801	12	117	15
141 523	15	120	15
289 423	18	120	15
140 557	22	119	15
142 568	28	131	15
144 111	35	102	15
144 999	42	107	15
187 798	54	127	15

Ø = diameter



Sanpress Inox Wall plate
- non-corroding steel
Model 2325.5

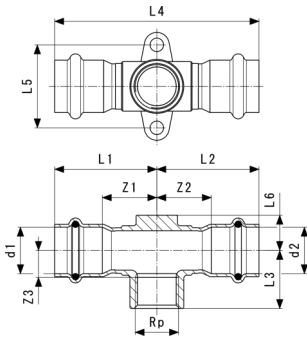
Article	d	Rp	Z1	Z2	L1	L2	L3	L4
437 244	15	½	25	11	47	26	12	18
437 251	18	½	23	11	45	26	14	18
437 268	22	½	25	13	48	28	17	18
437 275	22	¾	27	13	50	30	17	20
437 282	28	1	31	16	55	36	21	23



Sanpress Inox Double wall plate
- non-corroding steel
Model 2325.7

Article	d1	Rp	d2	Z1	Z2	Z3	L1	L2	L3	L4
693 718	15	½	15	40	40	11	62	62	26	50

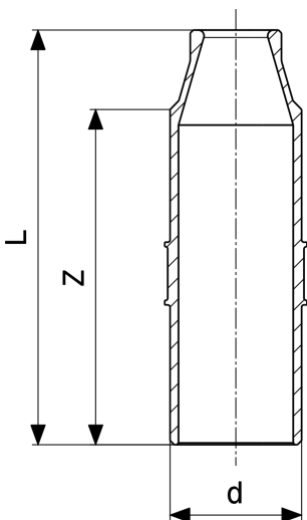
Article	d1	Rp	d2	L5	L6
693 718	15	½	15	40	12



Sanpress Inox Wall plate T-piece
- non-corroding steel
Model 2317.3

Article	d1	Rp	d2	L1	L2	L3	L4	L5	L6	Z1
744 083	15	½	15	48	48	26	96	40	12	26
744 090	22	½	22	49	49	28	99	40	17	26

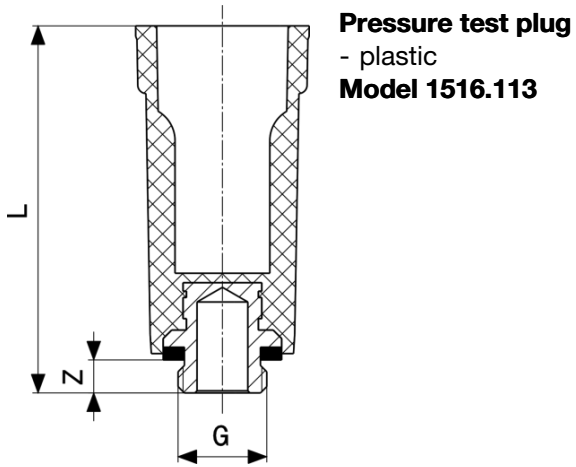
Article	d1	Rp	d2	Z2	Z3
744 083	15	½	15	26	11
744 090	22	½	22	26	13



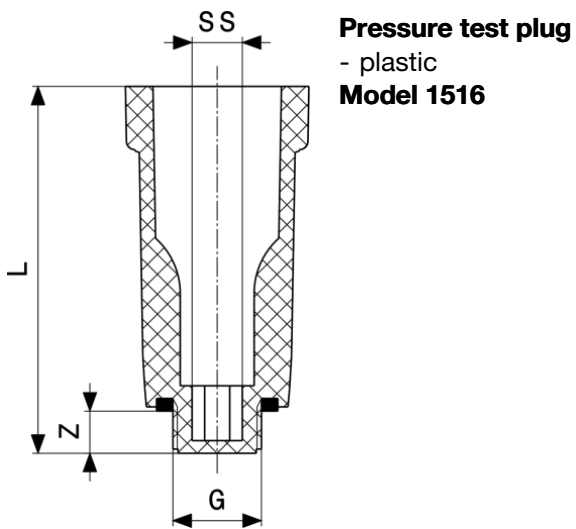
Press-in nozzle
- gunmetal or silicon bronze
Model 2211.5

Article	d	Z	L
695 835	22	54	69
695 842	28	57	74
696 252	35	61	77
696 269	42	81	100
696 276	54	89	113
696 283*	64	103	122

* = Discontinued, limited availability

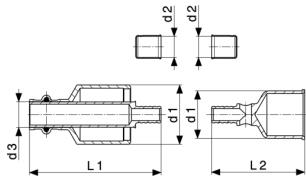


Article	G	Z	L
116 644	3/8	7	85
100 766	1/2	11	92
107 666	3/4	9	87



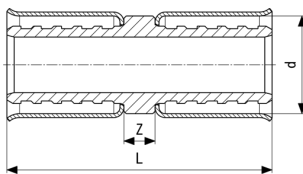
Article	G	Z	L	SS
107 796	3/8	10	87	8
100 124	1/2	10	87	10
102 746	3/4	13	90	14

SS = spanner size



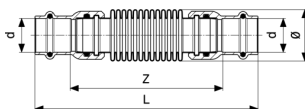
Smartloop Connection set
- gunmetal or silicon bronze
Model 2276.1

Article	d1	d2	d3	L1	L2
632 229	28/35	12	15	78	55
470 289	28	12	15	78	55
470 272	35	12	15	78	59



Smartloop Coupling
Model 2276.8

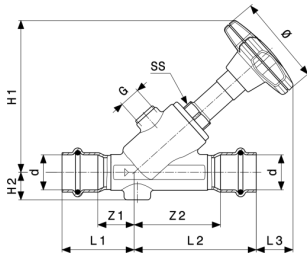
Article	for d	Z	L
643 188	12	4	34



Compensator
Model 2251

Article	d	Z	L	Ø
690 250	15	100	144	25
690 267	18	104	148	27
690 274	22	102	149	34
690 281	28	121	168	41
690 298	35	123	174	50
690 304	42	127	199	60
690 311	54	137	217	72

Ø = diameter



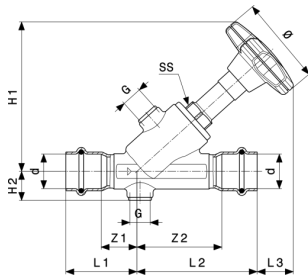
Easytop Inox Slanted seat valve
- non-corroding steel
Model 2337.5

Article	DN	d	Z1	Z2	L1	L2	L3	H1	H2	Ø
757 854	15	15	15	41	39	65	22	84	16	60
757 861	15	18	21	47	43	69	18	84	16	60
757 878	20	22	23	55	46	78	22	96	18	60
757 885	25	28	25	64	49	88	33	115	21	73
757 892	32	35	29	78	55	104	34	131	25	73
757 908	40	42	33	88	69	124	37	154	28	98
757 915	50	54	40	106	80	146	42	178	34	98

Article	DN	d	G	SS
757 854	15	15	¼	19
757 861	15	18	¼	19
757 878	20	22	¼	19
757 885	25	28	¼	27
757 892	32	35	¼	27
757 908	40	42	¼	32
757 915	50	54	¼	32

Ø = diameter

SS = spanner size

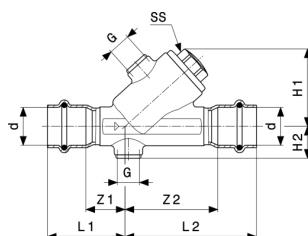


Easytop Inox KRV slanted seat valve
- non-corroding steel
Model 2338.5

Article	DN	d	Z1	Z2	L1	L2	L3	H1	H2	Ø
757 922	15	15	15	41	39	65	24	85	18	60
757 939	15	18	21	47	43	69	20	85	18	60
757 946	20	22	23	55	46	78	22	96	19	60
757 953	25	28	25	64	49	88	33	116	22	73
757 960	32	35	29	78	55	104	34	131	26	73
757 977	40	42	33	88	69	124	32	149	29	98
757 984	50	54	40	106	80	146	34	171	35	98

Article	DN	d	G	SS
757 922	15	15	¼	19
757 939	15	18	¼	19
757 946	20	22	¼	19
757 953	25	28	¼	27
757 960	32	35	¼	27
757 977	40	42	¼	32
757 984	50	54	¼	32

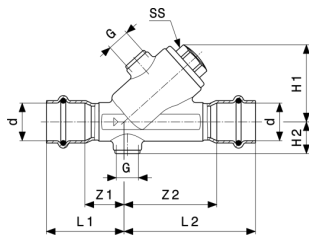
Ø = diameter
SS = spanner size



Easytop Inox Backflow preventer
- non-corroding steel
Model 2339.4

Article	DN	d	Z1	Z2	L1	L2	H1	H2	G	SS
757 991	15	15	15	41	39	65	41	18	¼	19
758 004	15	18	21	47	43	69	41	18	¼	19
758 011	20	22	23	55	46	78	46	19	¼	19

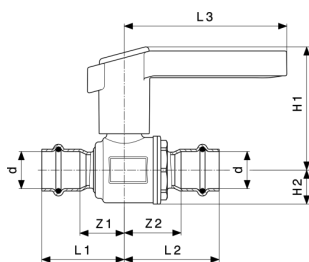
SS = spanner size



Easytop Inox Backflow preventer
- non-corroding steel
Model 2339.4

Article	DN	d	Z1	Z2	L1	L2	H1	H2	G	SS
758 028	25	28	25	64	49	88	59	22	¼	27
758 035	32	35	29	78	55	104	67	26	¼	27
758 042	40	42	33	88	69	124	78	29	¼	32
758 059	50	54	40	106	80	146	90	35	¼	32

SS = spanner size



Easytop Inox
Model 2370

Article	DN	d	Z1	Z2	L1	L2	L3	H1	H2
554 729	15	15	16	23	40	47	98	73	17
554 736	15	18	22	29	44	51	98	73	17
554 743	20	22	27	34	50	57	98	74	21
554 750	25	28	29	39	53	63	113	89	24
554 767	32	35	37	44	63	70	113	100	31
554 774	40	42	47	46	83	82	119	125	37
554 781	50	54	50	55	90	96	119	133	45

Imprint

Viega GmbH & Co. KG

Viega Platz 1
57439 Attendorn
Germany
Phone: +49/2722/61-0
Fax: +49/2722/61-1566

The Viega GmbH & Co. KG is represented by the general partners: Viega Management B.V. (Managing directors: Michael Klenz, Sebastian Lelgemann) and Viega Management GmbH (Managing directors: Michael Klenz, Sebastian Lelgemann)

The Submittal Package contains non-binding information that is being provided to you. All contents in the Submittal Package have been compiled with the greatest possible care and attention. Despite this, we are unable to guarantee that the information is up to date, accurate and complete. Placing an order does not automatically render the Submittal Package part of the contract.